

# San Francisco Transportation Task Force 2045

September 25, 2017 Meeting



# Today's Meeting Objectives & Agenda

## Agenda

Time	Agenda Item
5 mins	Welcome, introductions, task force updates
60 mins	Unfunded Transportation Needs
5 mins	Revenue Criteria Feedback from August
15 mins	2018 Ballot Landscape
5 mins	Public comment, next steps, meeting evaluation



## Welcome from the Chairs + Introductions

- The focus of today's agenda is coming to a common understanding of **unfunded needs**. You will have the opportunity to look at the analysis of unfunded needs, ask questions, and give feedback.
- This will support our goal of developing identifying a package of revenue measures, including one in 2018, with an expenditure plan and allocations to programmatic categories.




# **Analysis of Unfunded Transportation Needs**



# High-Level Overview of Needs Analyses

local

regional




## Transportation Task Force 2030

- Covers 15 years
- **\$10 billion need** for a subset of City transportation systems
- \$3 billion in recommended new local revenue measures (GO bonds, VLF, Sales Tax)
- Needs and revenues a subset of SFTP



## San Francisco Transportation Plan (SFTP) 2040

- Covers 27 years
- **\$19 billion in unfunded need** for all modes and operators
- **\$75 billion** in total fiscally constrained investment
- \$7.5 Billion in potential new local revenue measures ("Vision")



## Plan Bay Area (2040)

- Covers 27 years
- Region-wide plan
- Fiscally constrained, acknowledges unfunded needs
  - Local streets and roads: \$20 billion to meet regional target
  - Transit: \$20 billion to meet regional state of good repair target

### Additional planning, including

- SFMTA Capital Plan (20 years)
- SFMTA Capital Improvement Program (5 years)
- SFMTA operating budget (2 years)
- Citywide Capital Improvement Program (5 years)
- Regional transit plans, neighborhood plans, etc.



## Unfunded Needs Analysis

- This unfunded needs analysis is based on:
  - Your feedback on the categories of needs
  - The transportation needs and revenues detailed in the plans on the previous slide, for FY2019-FY2045

Category	Unfunded Needs <i>(billions 2017\$)</i>
1. Transit Service & Affordability	\$1.54
2. Muni Fleet, Facilities, & Infrastructure	\$8.76
3. Transit Optimization & Expansion	\$5.85
4. Regional Transit & Smart System Management	\$0.98
5. Vision Zero Safer & Complete Streets	\$4.02
6. Street Resurfacing	\$0.78



## Unfunded Needs Analysis: Key Assumptions

### Needs

- Generally, we start with total needs from agency plans and studies, in 2017\$
- We've adjusted some needs down to account for what can be delivered by 2045
- For large, regional projects, we typically show only San Francisco's anticipated contribution
- We've left some needs off the table (e.g., BART state of good repair needs/capital maintenance is largely off the table since the Measure RR \$3.5 billion GO bond was recently passed)



## Unfunded Needs Analysis: Key Assumptions

### Revenues

- We've assumed future discretionary revenues for projects based on current experience; securing these funds will require ongoing advocacy
- We haven't assumed revenues from potential new revenue sources like Regional Measure 3; we have identified projects that would be competitive for these sources

$$\text{Needs} - \text{Revenues} = \text{Unfunded Needs}$$





## Transportation Needs (FY2019-FY2045)

Category	Needs <i>(billions 2017\$)</i>
Transit Service & Affordability	\$1.64
Muni Fleet, Facilities, & Infrastructure	\$13.68
Transit Optimization & Expansion	\$8.21
Regional Transit & Smart System Management	\$1.23
Vision Zero Safer & Complete Streets	\$5.20
Street Resurfacing	\$1.70



## Expected Transportation Revenues (FY2019-FY2045)

Category	Revenues <i>(billions 2017\$)</i>
Transit Service & Affordability	\$0.10
Muni Fleet, Facilities, & Infrastructure	\$4.92
Transit Optimization & Expansion	\$2.36
Regional Transit & Smart System Management	\$0.24
Vision Zero Safer & Complete Streets	\$1.18
Street Resurfacing	\$0.92



# Unfunded Transportation Needs (FY2019-FY2045)

Category	Unfunded Needs <i>(billions 2017\$)</i>
Transit Service & Affordability	\$1.54
Muni Fleet, Facilities, & Infrastructure	\$8.76
Transit Optimization & Expansion	\$5.85
Regional Transit & Smart System Management	\$0.98
Vision Zero Safer & Complete Streets	\$4.02
Street Resurfacing	\$0.78



## Activity – Exploring Unfunded Transportation Needs

You will be circulating around the room to learn more about unfunded needs. On each of your name tags there should be a **starting poster assigned to you**. You will have **7 minutes** at each poster to read more about the category, discuss, and leave questions and feedback.

Start at the poster written on your name tag. Rotate **clockwise** (to the next higher poster number) when we call time to rotate. Posters 5 and 6 are in the room across the lobby.

Your Name

Your Org

Poster 5

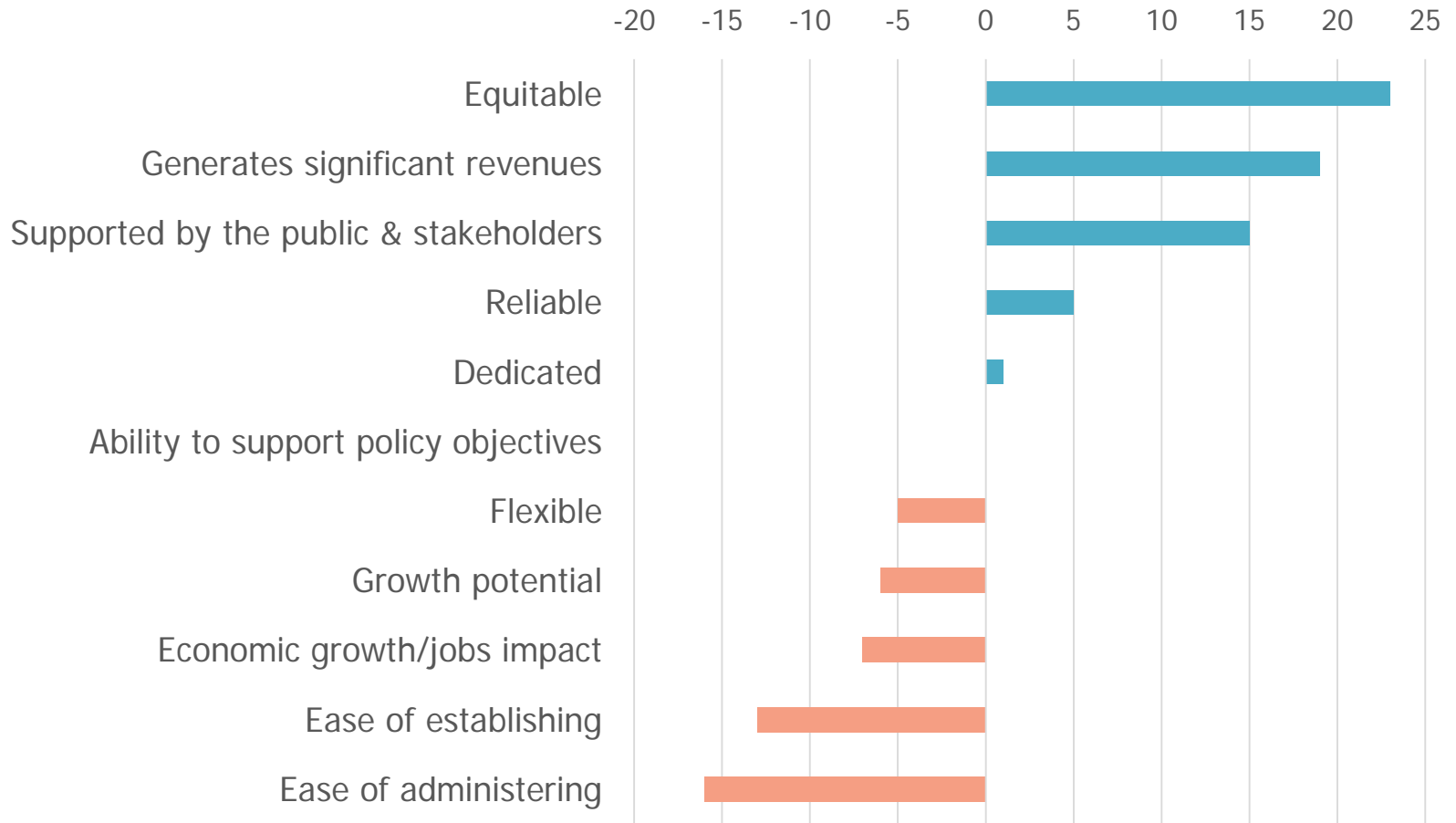
*Staff will stay for 30 mins after the meeting to allow you more time to ask questions then as well.*



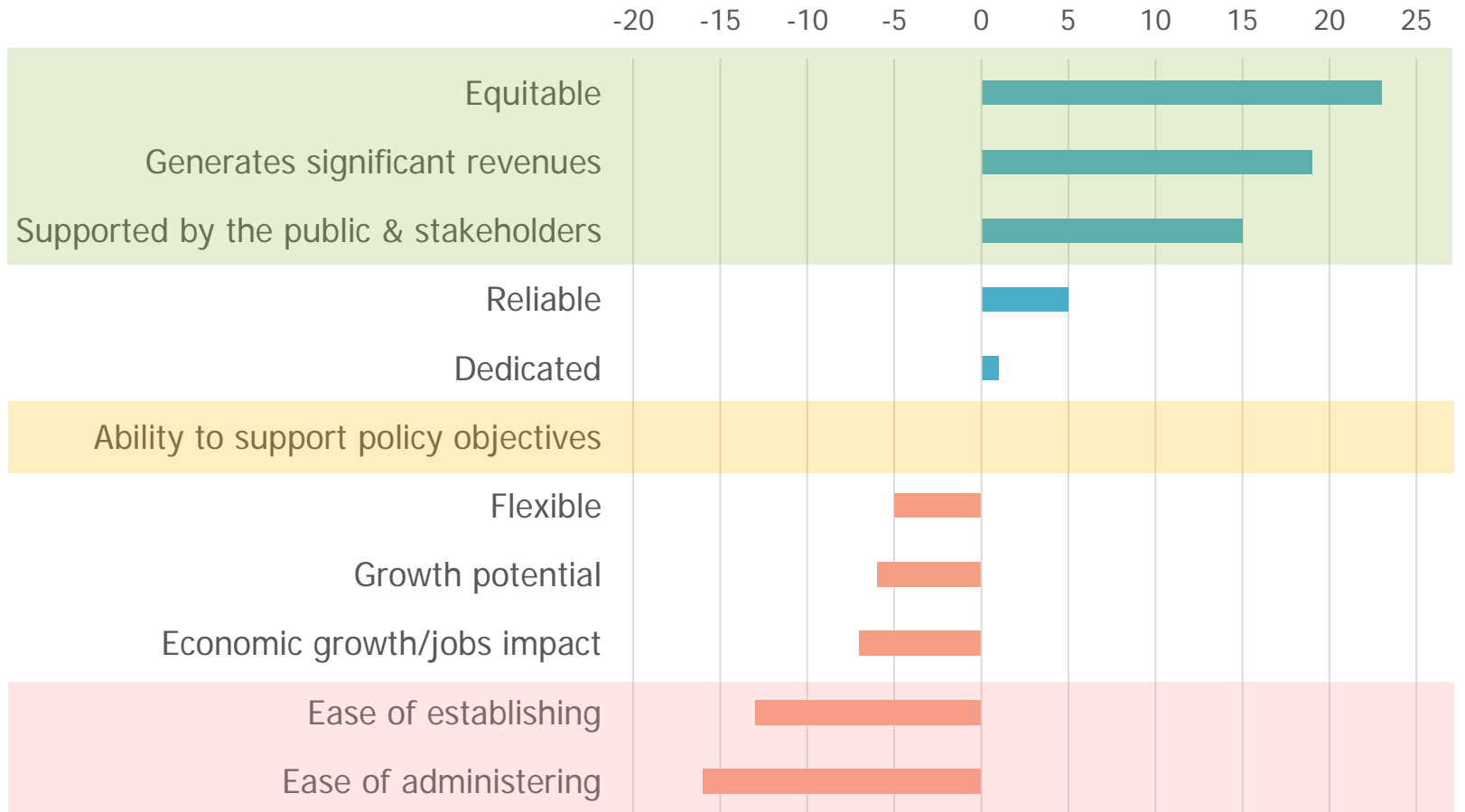
# **Task Force Feedback on Evaluation Criteria for Revenue Measures**



# “Net Score” (Most and Least Important) for Revenue Criteria



# “Net Score” (Most and Least Important) for Revenue Criteria



## Comments About Revenue Criteria

### Equitable (+23, -0)

*"Has to be central in implementation and in type of revenue measure we choose"*

### Generates Significant Revenues (+21, -2)

*"Too big and difficult of an endeavor to squander on a small amount of money"*

### Supported by Public & Stakeholders (+15, -0)

*"Public support is critical for a successful ballot measure"*

*"Everything counts on this."*

### Ability to Support Policy Objectives (+7, -7)

*"Co-benefits (win-win)"; "few opportunities to use price signals"*

*"Likely to skew toward smaller revenue sources"*

*"Nice to have, not necessary"*





## Comments About Revenue Criteria

### Ease of Establishing (+0, -13)

*"We need all tools on table, regardless of ease of establishing"*


*"We should be willing to try new things"*

*"Anything that requires additional approval will not get ballot measure in time (makes sense if thinking next year)"*

### Ease of Administering (+0, -16)

*"Shouldn't let bureaucracy drive"*

*"Overcome if it's worth it"*



# 2018 Ballot Landscape



## 2018 Ballot Landscape - Transportation

- **Local transportation measure (T2045 recommendation)**
- **Bay Area Bridge Toll Increase RM3 (under consideration for June 2018)**
- **Repeal of SB1 (voter initiative, November)**
- **Caltrain Sales Tax**



## 2018 Ballot Landscape – Transportation, Regional Measure 3

- **Senate Bill (SB) 595 (Beall)** would authorize the Bay Area Toll Authority to place on the ballot a toll increase up to \$3 on the seven state-owned bridges (not Golden Gate Bridge)
- The bill includes an expenditure plan with **\$4.4 billion** for capital projects and **\$60 million** annually available for operations
- Bill passed, now at Governor's desk for signature
- Requires 50% +1 voter approval across the 9 Bay Area counties



# 2018 Ballot Landscape – Transportation, *Regional Measure 3*

## Funded projects and programs would include:

RM3 Project/Program	\$3 Toll Project Amount
BART Expansion Cars	\$500 million
Caltrain Downtown Extension	\$325 million
Bay Area Corridor Express Lanes	\$300 million
Ferry Enhancement Program (operations, capital)	\$300 million
San Francisco Bay Trail / Safe Routes to Transit	\$150 million
Muni Fleet Expansion and Facilities	\$140 million
Core Capacity Transit Improvements	\$140 million
Clipper 2.0	\$50 million
Transbay Rail Crossing	\$50 million



## 2018 Ballot Landscape - Other

- **Seawall General Obligation Bond (November)**
- **SFUSD parcel tax for teacher pay (November)**
- **Cannabis Tax**
- **Gross receipts tax adjustments (under consideration)**
- **Various other measures may emerge over the next few months**



# Public Comment



## Next Steps

Meeting Schedule (3<sup>rd</sup> Monday of each month @ 4 pm)

- **October 16<sup>th</sup>** – formulating revenue measures and expenditure plans
- **November 20<sup>th</sup>** – refinements to revenue measures and expenditure plans
- **December 18<sup>th</sup>** – proposals for revenue measures and expenditure plans





# Thank you!

Please send comments and feedback to  
[SFtransportation2045@sfgov.org](mailto:SFtransportation2045@sfgov.org)

<http://SFtransportation2045.com>

